




# PO LEUNG KUK LO KIT SING (1983) COLLEGE ASSIGNMENTS DURING SCHOOL SUSPENSION

## FORM 2

Subjects	Assignments				
Chinese	<p><b>3/2 - 7/2</b> 1. 閱讀《愛蓮說》及完成課後練習</p> <p><b>3/2 - 14/2</b> 1. 背誦《愛蓮說》</p>				
English	<p><b>3/2 - 7/2</b> 1. GU U4 (self-study &amp; complete exercises)</p> <p><b>10/2 - 14/2</b> 1. complete 1 EER task</p> <p>*Students may get the relevant learning materials from eClass.</p>				
Mathematics	<p><b>3/2 - 7/2</b> 1. Study Chapter 1.2 Ratios 2. Complete Ex 1B (all even numbers) in SAB</p> <p><b>10/2 - 14/2</b> 1. Study Chapter 1.3 Application of Ratios 2. Complete Ex 1C (all even numbers) in SAB</p>				
Putonghua	<table border="1" style="width: 100%;"> <tr> <td style="width: 60%; padding: 5px;"> <p><b>3/2 - 7/2</b> 1. 預習 完成第四課《施比受更有福》預習及 工作紙題目</p> </td> <td style="width: 40%; padding: 5px;">備註：請自行下載預習工作紙</td> </tr> <tr> <td style="padding: 5px;"> <p><b>10/2 - 14/2</b> 1. 日常課業 聆聽一段錄音然後完成第四課工作紙題 目</p> </td> <td style="padding: 5px;">備註：請自行下載日常課業工作紙</td> </tr> </table>	<p><b>3/2 - 7/2</b> 1. 預習 完成第四課《施比受更有福》預習及 工作紙題目</p>	備註：請自行下載預習工作紙	<p><b>10/2 - 14/2</b> 1. 日常課業 聆聽一段錄音然後完成第四課工作紙題 目</p>	備註：請自行下載日常課業工作紙
<p><b>3/2 - 7/2</b> 1. 預習 完成第四課《施比受更有福》預習及 工作紙題目</p>	備註：請自行下載預習工作紙				
<p><b>10/2 - 14/2</b> 1. 日常課業 聆聽一段錄音然後完成第四課工作紙題 目</p>	備註：請自行下載日常課業工作紙				
IH	<p><b>3/2 - 7/2</b> 1. Textbook Government &amp; I Unit 4: Self-study P. 40-43 2. Hand in Project Setting W.S. in your class subject Google classroom 3. Finish News W.S 4 (Would be uploaded on the Google classroom later) [can do it on single lined paper if cannot print it out]</p> <p><b>10/2 - 14/2</b> 1. Textbook Government &amp; I Unit 4 i) Finish P.46-47 Task 2 ii) Self-study P. 47-48 and finish P.48 Task 3 Q1 iii) Finish Government and I Unit 4 W.S. P.1-3 (Will be uploaded in the Google classroom later) [can do it on single lined paper if cannot print it out]</p> <p>2. Watch the below 3 videos about clean election in Hong Kong (total around 5mins)</p>				

<p>廉潔選舉你要識 - 選民登記</p> <p><a href="https://www.youtube.com/watch?v=5sA0z0O9orQ&amp;feature=youtu.be">https://www.youtube.com/watch?v=5sA0z0O9orQ&amp;feature=youtu.be</a></p>  <p>SCAN ME</p>	<p>廉潔選舉齊認識：利益篇</p> <p><a href="https://www.youtube.com/watch?v=05IsgHwHJOw&amp;feature=youtu.be">https://www.youtube.com/watch?v=05IsgHwHJOw&amp;feature=youtu.be</a></p>  <p>SCAN ME</p>	<p>廉潔選舉齊認識：飲食及娛樂篇</p> <p><a href="https://www.youtube.com/watch?v=4hwfXp5H5EE&amp;feature=youtu.be">https://www.youtube.com/watch?v=4hwfXp5H5EE&amp;feature=youtu.be</a></p>  <p>SCAN ME</p>
<p>Science</p>	<p><b>3/2 - 7/2</b></p> <p>1. Notes making</p> <p>i) 10.1 - sense and sense organs (p.75-78)</p> <p>ii) 10.2 - sight &amp; the eye (p.79-86, 89-94, p.101)</p> <p><b>10/2 - 14/2</b></p> <p>1. Notes making</p> <p>i) 10.3 - sound &amp; the ear (p.104-123)</p> <p>2. Student should</p> <p>i) Make notes on single lined paper (must be handwriting), maximum 3 pages Follow headings as book</p> <p>ii) Complete</p> <p>a. Checkpoint 10.1, 10.2, 10.4, 10.6, 10.7, 10.8 &amp; 10.9</p> <p>b. Activity 10.1, 10.2, 10.4, 10.5, 10.6, 10.8, 10.10</p> <p>iii) Scan the QR code in textbook to watch the experiments Experiment 10.1, 10.4, 10.5, 10.6, 10.7, 10.8</p> <p>*Hand in notes to subject teachers using Google Classroom by the dates: - 8/2: 10.1 - 10.2 - 15/2: 10.3</p> <p>*For the ways to upload assignments to google classroom, please refer to your eClass account</p>	
<p>Chinese History</p>	<p><b>3/2 - 14/2</b></p> <p>1. 完成第一次考試卷改正及預習宋太祖開國</p>	
<p>T&amp;L</p>	<p><b>3/2 - 14/2</b></p> <p><u>CSW group</u></p> <p>1. Watch youtube on types of frying and complete worksheets</p> <p>2. Complete recipes study exercises</p> <p><u>CSH group</u></p> <p>1. Watch youtube of figure type</p> <p>2. Complete exercise</p> <p>* Students may get the relevant learning materials from eClass</p> <p>*All assignments should be submitted in the 1st T&amp;L lesson when school resumes</p>	